



HALSPAN®



Halspan 90 minute Mastic Glazing Kit

Glazing Kit 103



Halspan 90 minute Mastic Glazing Kit 103 is specially formulated to offer excellent performance for 90 minute fire resistance when installed in Halspan 90 door cores with steel glazing bezels and compliant glass. This glazing kit offers a robust solution where steel bezels are needed in sectors such as healthcare, where durability is key.

For 90 Minute Fire Rated Doors

Tested in Accordance with:




BS 476: Part 22: 1987

*See notes section overleaf on smoke control and further considerations for other relevant test standards

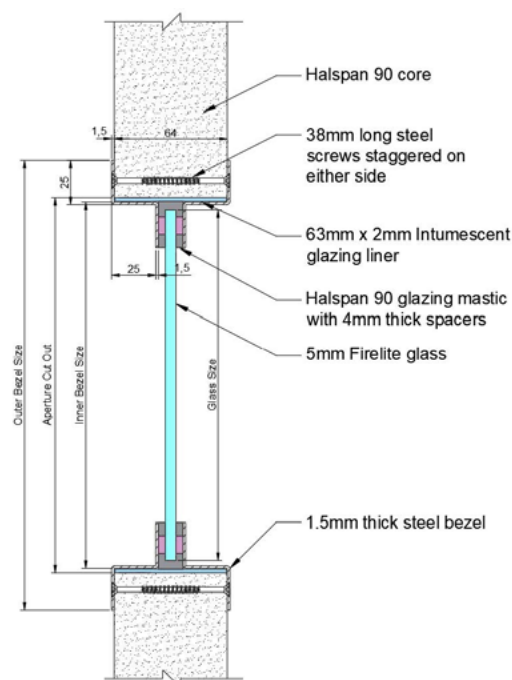
Product Codes & Specification

SLS-GLZ-103

Halspan 90 minute Mastic Glazing Kit 103

Element		Size	Length	Quantity
	Intumescent Liner	63mm x 2mm	800mm	4
	Mastic		Tube	3
	Spacers	4mm Thick		
	...			

Design Guide



Typical 90 minute application
with steel bezels



Smoke

A Note on Smoke Control

(from BS 8214: 2016)

The test standards for determining smoke leakage are BS 476-31.1 and BS EN 1634-3. Smoke leakage is essentially the transfer of airborne particles of the products of combustion, and sealing systems are used to restrict this air flow. Seals are used to fill the gaps between the door leaf and the frame. As such, they can have an adverse effect on the operating forces required to use the door if not carefully fitted. Removal of seals to accommodate door hardware increases the leakage rate. Seals that fit in the centre thickness of the door are generally subjected to friction effects detrimental to the durability of the seal and the easy use of the door. Seals applied to the face of the doorstop are unlikely to have a noticeably adverse effect on the forces required to open the door. Doorstop-mounted seals might prevent the door from latching or closing if incorrectly fitted, or when incorporated within a door rebate that has not been designed to accommodate such seals.

Fire doors that are required by the appropriate building regulations to restrict the flow of ambient temperature smoke, identified by the suffix S, e.g. FD30S, FD 30S (BS 476-31) or the suffix Sa, e.g. E 30Sa (BS EN 1634-3), should be fitted with smoke seals. When installed, the threshold gap should, where practicable, be sealed by a (flexible edge) or automatic drop seal, either with a leakage rate not exceeding 3 m³/h per metre at 25 Pa when tested to BS 476-31.1 or BS 1634-3, or just contacting the floor, giving an even contact with the floor but not exhibiting significant increased frictional forces that could interfere with the closing action of the door. Where this is impracticable, the threshold gap should not exceed 3 mm at any point.

Halspan strongly recommend the use of our SLS-DRP range of automatic drop seals and SLS-TRI triple fin seals to ensure compliance on smoke rated doorsets.



General Notes

Further Considerations

Note that there is other guidance available, including BS 9999-2017 - Code of practice for fire safety in the design, management and use of buildings, which may impose different or additional requirements, such as consideration of the gap between door leaf and threshold.

Halspan intumescent seals and smoke seals have undertaken extensive testing over many years and have been proven to perform against the toughest test standards in the most onerous of doorset designs. Care must be taken to ensure that these seals are used in the correct manner, in accordance with certification data such as Field of Application Reports and primary test evidence.

Further industry guidance can also be found in the following publications:

- BS 8214:2016: Timber-based fire door assemblies - Code of practice
- BS 9999:2017: Fire safety in the design, management and use of buildings – Code of practice
- ASDMA - Guidance and Recommendations for the Coordination of Bespoke Doorsets
- ASDMA - Best Practice Guide to Timber Fire Doors

Supporting Test Data

Please contact Halspan to request supporting test data for this product.